PHYSICAL REVIEW E **71**, 035102(R) (2005)

Distance-*d* covering problems in scale-free networks with degree correlations

Pablo Echenique,[1,3] Jesús Gómez-Gardeñes,[1] Yamir Moreno,[1,3] and Alexei Vázquez[2]
[1]*Institute of Biocomputation and Physics of Complex Systems (BIFI), University of Zaragoza, Zaragoza 50009, Spain*
[2]*Department of Physics, University of Notre Dame, Indiana 46556, USA*
[3]*Department of Theoretical Physics, University of Zaragoza, Zaragoza 50009, Spain*
(Received 23 June 2004; published 21 March 2005)

A number of problems in communication systems demand the distributed allocation of network resources in order to provide better services, sampling, and distribution methods. The solution to these issues is becoming more challenging due to the increasing size and complexity of communication networks. We report here on a heuristic method to find near-optimal solutions to the covering problem in real communication networks, demonstrating that whether a centralized or a distributed design is to be used relies upon the degree correlations between connected vertices. We also show that the general belief that by targeting the hubs one can efficiently solve most problems on networks with a power-law degree distribution is not valid for assortative networks.

DOI: 10.1103/PhysRevE.71.035102 PACS number(s): 89.75.Fb, 89.20.Hh

The allocation of network resources to satisfy a given service with the least use of resources, is a frequent problem in communication networks. For instance, a highly topical problem is the development and deployment of a digital immune system to prevent technological networks from spreading viruses. In this case, it is worthwhile to characterize whether a centralized organization or a distributed approach is the best choice [1]. Clearly, this is the first decision, and perhaps one of the fundamental ones, that must be taken before proceeding with other technical issues. Another natural ground includes the placement of Web mirror servers. The solution to such problems is becoming more challenging due to the increasing size of social and technological networks. Heuristic approaches that provide hints and pave the way for more elaborated strategies would be welcome. For this purpose we must identify which individuals are the ideal candidates to transmit, collect, monitor, or prevent information and virus spreading across the network [1–6].

The solution to this and similar problems may be computationally easy or hard depending on the topological properties of the underlying graph [7–11]. In particular, communication and many other real-world graphs are characterized by wide fluctuations in the vertex degrees [12–14], where the degree of a vertex is the number of edges attached to it. This means that, in addition to a high number of small degree vertices, there are hubs connected to a large number of other vertices. The existence of hubs has been exploited to develop strategies aimed at enhancing network resilience to damage [2], virus spreading [3,4,6], and searching algorithms [5]. Additionally, real-world networks are characterized by degree correlations between connected vertices [15,16]. These degree correlations have been shown to affect the computational complexity of hard problems on graphs with wide fluctuations in the vertex degrees [11].

We report here on a heuristic method that allows us to find near-optimal solutions to the covering problem in real-world networks. Specifically, we are interested in the problem of computing the minimum set of covered vertices (referred to henceforth as servers) such that every vertex is covered or has at least one covered vertex at a distance at most d (distance-d covering problem), where the distance between two vertices in the graph is the minimum number of hops necessary to go from one vertex to the other. Each server will then provide service to or monitor those vertices within a distance d. Using a heuristic algorithm that targets high-degree vertices, we compute an upper bound to the minimum fraction of servers needed to cover these graphs. We find out that the solution to the distance-d covering problem strongly depends on the degree of similarity between the connected vertices. As a consequence, we show that when designing networked systems, whether a centralized or distributed design is to be used relies upon the network properties at a local level. Our primary intent is not to develop an optimal algorithm. Instead, our main focus is in assessing the impact of correlations on the design of networked systems, and hence provide motivations, or lack thereof, for moving to more complex heuristics in the context of covering problems in real nets.

The communication networks considered in this work are the following: AS, autonomous system-level graph representations of the Internet as of April 16, 2001. Gnutella, snapshot of the Gnutella peer-to-peer network, provided by Clip2 Distributed Search Solutions. Router, router-level graph representations of the Internet. All these graphs are sparse with an average degree around 3, small worlds [17] with an average distance between vertices less than 10, and they are characterized by a power-law degree distribution $p_k \sim k^{-\gamma}$, with $\gamma \approx 2.2$. A detailed characterization of these graphs is presented in Refs. [18] (Gnutella) and [15,19,20] (AS and Router graphs). They differ, however, in their degree correlations between nearest-neighbor vertices. The AS and Gnutella graphs exhibit disassortative degree correlations, with a tendency to have connections between vertices with dissimilar degrees [Fig. 1(a)]. In contrast, the Router graph displays assortative degree correlations, with a tendency to establish connections between vertices with similar degrees [Fig. 1(b)]. In this paper we are interested in covering problems beyond $d=1$; therefore we also analyze the degree correlations for $d>1$ [21]. For the disassortative graphs, the average degree of distance-d neighbors $\langle K^{(d)} \rangle_k$, restricted to root vertices with degree k, follows the same trend as $\langle K^{(1)} \rangle_k$,

 ©2005 The American Physical Society

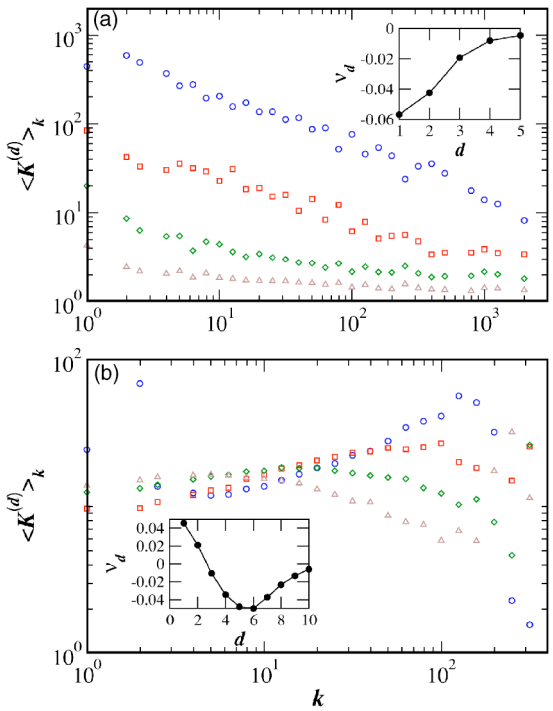

FIG. 1. Average degree $\langle K^{(d)}\rangle_k$ of the distance-d neighbors of a vertex with degree k, for $d=1$ (circles), $d=2$ (squares), $d=3$ (diamonds), and $d=4$ (triangles). Note that the average neighbor degree introduced in Ref. [15] corresponds with $\langle K^{(1)}\rangle_k$. (a) $\langle K^{(d)}\rangle_k$ vs k for the AS graph. The inset shows the exponent ν_d obtained from the best fit to the power law $\langle K^{(d)}\rangle_k = Ak^{\nu_d}$ in the range $k>1$. Similar results are obtained for the Gnutella graph, but with more fluctuations due to its small size. (b) $\langle K^{(d)}\rangle_k$ vs k for the Router graph. The inset shows the exponent ν_d obtained from the best fit to the power law $\langle K^{(d)}\rangle_k = Ak^{\nu_d}$ in the range $10 \leqslant k \leqslant 100$.

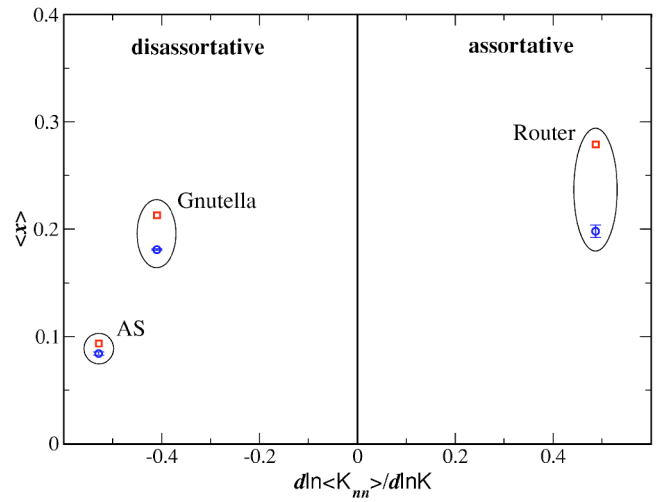

FIG. 2. Average fraction of servers $\langle x\rangle$ needed to cover a graph under the constraint that a vertex should have a server at most at a distance $d=1$, using the leaf-removal (circles) and local (squares) algorithms, as a function of the exponent ν_1 defined in Fig. 1, with negative and positive values corresponding to disassortative and assortative graphs, respectively.

tending to be less correlated for larger d [Fig. 1(a)]. For the assortative graph, however, the degree correlations are assortative up to $d=2$, becoming disassortative for $d>2$ [Fig. 1(b)]. Finally, for $d>6$ the degree correlations in the originally assortative graph show a similar trend than in the disassortative graphs.

We propose the following heuristic algorithm to obtain an upper bound to the distance-d covering problem.

Local algorithm. For every vertex in the graph, cover the highest-degree vertex at a distance at most d from the vertex. In case there is more than one vertex with the highest degree, one of them is selected at random and covered. To test this algorithm we first consider the case $d=1$, known as the dominating set problem [7]. In this case we can use a leaf-removal algorithm as a reference method, which yields a nearly optimal solution together with an error estimate [22]. The leaf-removal algorithm is defined as follows. To each vertex i we assign two state variables x_i and y_i, where $x_i=0$ ($x_i=1$) if the vertex is uncovered (covered) and $y_i=0$ ($y_i=1$) if the vertex is undominated (dominated). Here a vertex is said to be dominated if it has at least one neighbor covered. Starting with all vertices uncovered and undominated ($x_i=y_i=0$ for all i), iteratively, (i) select a vertex with degree one (leaf). If it is not dominated, cover its neighbor, set dominated its second neighbors, and then remove the leaf, its neighbor, and all their incident edges. (ii) If no vertex with degree one is found, then cover the vertex with the larger degree (hub), set dominated its neighbors, and then remove the hub and all its incident edges. Finally, if some vertices with degree zero remain, they are covered if they are not dominated, and removed from the graph. Since Step (i) always provides an optimal solution, the error in computing the average fraction of covered vertices $\langle x\rangle = \Sigma_{i=1}^{N} x_i/N$ is less than or equal to the fraction of vertices covered applying Step (ii).

The comparison between the local and leaf-removal algorithms is shown in Fig. 2. First, notice that the solutions obtained with the leaf-removal algorithm are almost exact for the networks considered here and $d=1$. The local algorithm yields satisfactory, though nonoptimal, solutions to the covering problem, with some differences depending on correlations between connected vertices. For the AS and the Gnutella graphs, which exhibit disassortative degree correlations, the local algorithm gives a good estimate, quite close to the optimal one for the AS graph. In contrast, for the Router graph we observe a larger deviation from the optimal solution. The origin of this difference is due to the fact that the local algorithm exploits the degree fluctuations among connected vertices. Indeed, these fluctuations are bigger in disassortative graphs as connected vertices likely have different degrees. In contrast, in assortative graphs, although there may be high-degree fluctuations between two vertices selected at random, connected vertices tend to have similar degrees, resulting in poorer solutions. These results indicate that the general belief that heuristic algorithms targeting the hubs may be sufficient to solve computational problems on graphs with wide degree fluctuations may not be the case for assortative graphs.

The $d=1$ covering problem results in a distributed architecture because a finite fraction of the vertices is covered. Let

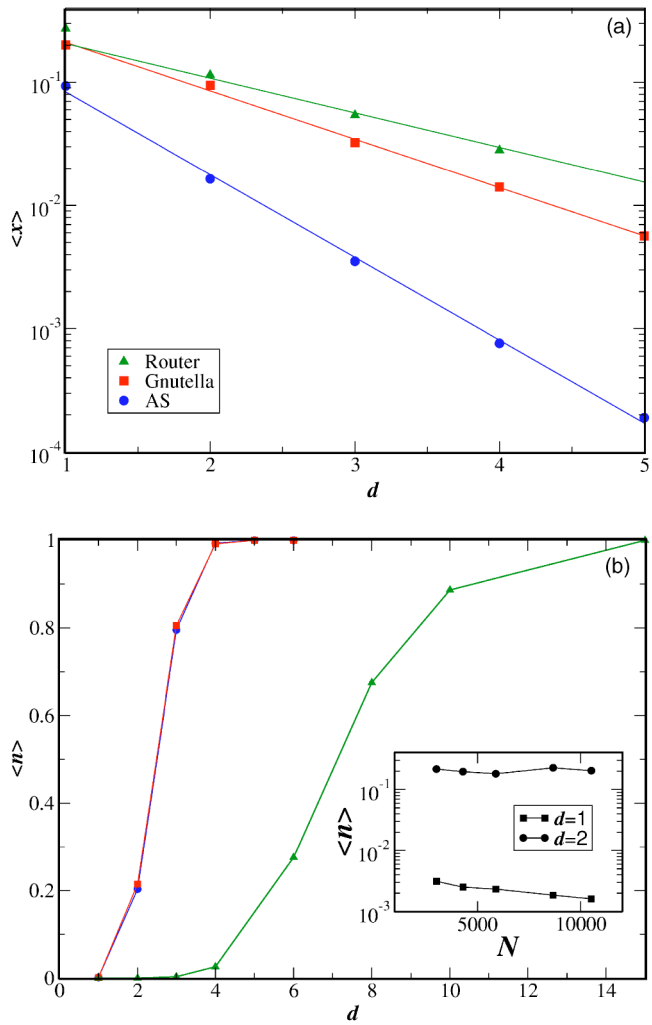

FIG. 3. (a) Average fraction of servers $\langle x \rangle$ covering the graph for different values of d. The continuous lines are the best fits to an exponential decay. (b) Average fraction of vertices $\langle n \rangle$ served by a server for different values of d. The inset shows the graph size dependence of $\langle n \rangle$ for the AS graph and $d=1,2$.

us now extend the method and discuss the results obtained with the local algorithm for the more general and complex problem $d>1$. In Fig. 3(a) we show that, with increasing d, the average fraction of servers decays exponentially fast, indicating that if we allow the servers to be more distant, a substantial decrease in the number of required servers is obtained. This exponential decay is a consequence of the small-world property of these networks, characterized by an average distance between vertices that grows as slow, or slower, than the logarithm of the number of vertices. The decrease in $\langle x \rangle$ is, however, achieved at the expense of an increase in the average fraction of vertices $\langle n \rangle$ covered by a server [Fig. 3(b)]. This is a key metric as it marks the trade-off between the number of servers needed and their capacity.

Again, a remarkable difference depending on the graph assortativities is appreciated. For the Gnutella and AS graphs, with disassortative correlations, $\langle n \rangle$ increases significantly from $d=1$ to $d=2$. Indeed, a finite-size study for the AS graph, with a growing tendency from 1997 to 2002 [15],

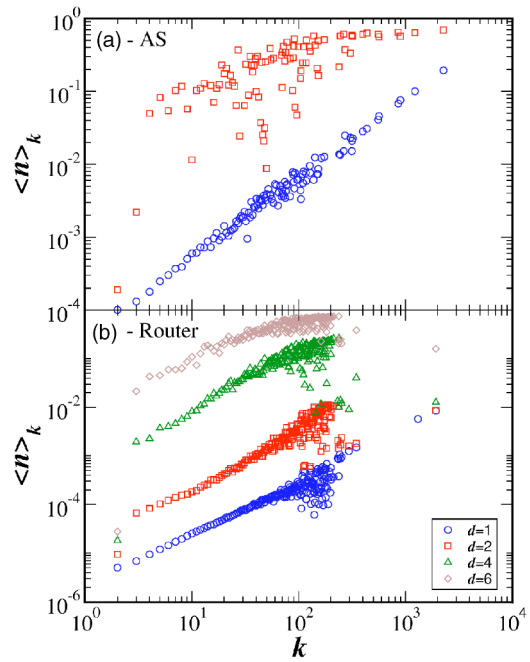

FIG. 4. Average number of covered vertices (servers) $\langle n \rangle_k$ restricted to vertices with the same degree k for several values of d. The figures show that for disassortative graphs (a), the servers should have a large capacity to serve a finite fraction of the graph even for small to moderate values of d. On the contrary, for assortative graphs (b), the fraction of servers is a negligible fraction of N up to large values of d.

reveals that $\langle n \rangle$ decreases to zero with increasing the graph size for $d=1$, while it remains almost constant for $d=2$ or larger [see the inset of Fig. 3(b)]. On the other hand, in the Router graph, with assortative correlations, $\langle n \rangle$ increases much slower with increasing d, being almost zero up to $d=3$ [Fig. 3(b)]. These results are the signature of a phase transition. There is a threshold distance d_c such that the average fraction of vertices served by a covered vertex is very small for $d \leqslant d_c$, going to zero with increasing N, while it is finite for $d>d_c$. For disassortative graphs, $d_c=1$, while for assortative ones, $d_c>1$. Note that the value $d_c \approx 3$ for the Router graph coincides with the distance where the degree correlations become disassortative, indicating that the phase transition is determined by the change in the degree correlations. Furthermore, this transition gives a practical measure to get the desired trade-off between $\langle x \rangle$ and $\langle n \rangle$.

Since the graphs considered here are characterized by wide fluctuations in the vertex degrees, we have also computed the average number of covered vertices $\langle n \rangle_k$, restricted to vertices with the same degree k. In all cases we observe an increasing tendency of $\langle n \rangle_k$ with k, as it is expected from the definition of the local algorithm, which targets high-degree vertices. Two distinct behaviors are once again observed depending on the degree correlations. In the disassortative graphs, $\langle n \rangle_k$ is already as large as 10% of the vertices for $d=2$ and $k>10$ [Fig. 4(a)]. In contrast, in the assortative graphs, only beyond $d=4$, one observes that large value of $\langle n \rangle_k$.

The striking differences between disassortative and assor-

tative correlations have important consequences regarding how resources are allocated. For disassortative graphs, except for the case $d=1$, one would need servers with a vast capacity, covering a large fraction of vertices. The most efficient strategy is, therefore, the allocation of resources in a few servers with a large capacity. The scalability of the server system would, in this case, be determined by the single server capacities, which should be increased as the graph size grows. In the assortative case, we have a different scenario. The decrease of the number of servers with increasing d is not as dramatic as for the disassortative graphs. In compensation, each server covers a small fraction of vertices. Hence, the most efficient strategy is to allocate the resources in a large number of servers with a limited capacity. The scalability of the system would be driven by the number of required servers, which augments with increasing the graph size. In turn, regarding the design of communication networks, we can decide between disassortative or assortative topologies depending on the available resources. A disassortative topology will be more appropriate for a centralized design, with a few servers having a large capacity, while an assortative network will be best suited for a distributed design, when a large number of servers have a limited capacity.

It is worth stressing that the heuristic proposed is based on a local knowledge of the network (only requiring information about the graph topology up to a distance d), a key property of utmost importance for most real applications. Indeed, all the graphs considered here are incomplete representations of the systems they are aim to represent [23], as it generally happens in graph representations of large systems.

Finally, the present study shows that the general belief that by targeting the hubs one can efficiently solve most problems on networks with a power-law degree distribution (percolation, spreading, searching, covering, etc.) is not valid if the degree correlations are assortative. This conclusion is of special relevance in the analysis of social systems where assortative networks are the general rule. Furthermore, we have shown that whether the degree correlations are assortative or disassortative may depend on the distance between the connected vertices, indicating that different strategies may be used depending on the characteristic distance of the covering problem.

P. E. and J. G-G acknowledge financial support of the MECyD through FPU grants. Y. M. is supported by a BIFI Research Grant. This work has been partially supported by the Spanish DGICYT Projects FIS2004–05073–CO4–01 and BFM2002-00113.

[1] S. R. White, in *Virus Bulletin Conference, Munich*, 1998 (unpublished).
[2] R. Albert, H. Jeong, and A.-L. Barabási, Nature (London) **406**, 378 (2000).
[3] R. Pastor-Satorras and A. Vespignani, Phys. Rev. E **65**, 036104 (2002).
[4] Z. Dezso and A.-L. Barabási, Phys. Rev. E **65**, 055103 (2002).
[5] L. A. Adamic, R. M. Lukose, A. R. Puniyani, and B. A. Huberman, Phys. Rev. E **64**, 046135 (2001).
[6] R. Cohen, S. Havlin, and D. ben Avraham, Phys. Rev. Lett. **91**, 247901 (2003).
[7] M. Garey and D. Johnson, *Computers and Intractability: A Guide to the Theory of NP-completeness* (Freeman, San Francisco, 1979).
[8] O. Martin, R. Monasson, and R. Zecchina, Theor. Comput. Sci. **265**, 3 (2001).
[9] M. Mezard, G. Parisi, and R. Zecchina, Science **297**, 812 (2001).
[10] M. Weigt and A. K. Hartmann, Phys. Rev. Lett. **84**, 6118 (2000); Phys. Rev. E **63**, 056127 (2001).
[11] A. Vázquez and M. Weigt, Phys. Rev. E **67**, R027101 (2003).
[12] R. Albert and A.-L. Barabási, Rev. Mod. Phys. **74**, 47 (2001).
[13] S. N. Dorogovtsev and J. F. F. Mendes., Adv. Phys. **51**, 1079 (2002).
[14] M. E. Newman, SIAM Rev. **45**, 167 (2003).
[15] R. Pastor-Satorras, A. Vázquez, and A. Vespignani, Phys. Rev. Lett. **87**, 258701 (2001).
[16] M. E. J. Newman, Phys. Rev. Lett. **89**, 208701 (2002).
[17] D. J. Watts and S. H. Strogatz, Nature (London) **393**, 440 (1998).
[18] A. Vázquez, Phys. Rev. E **67**, 056104 (2003).
[19] R. Pastor-Satorras, A. Vázquez, and A. Vespignani, in *Complex Networks*, edited by E. Ben-Naim, H. Frauenfelder, and Z. Toroczkai, Lecture Notes in Physics, Vol. 650 (Springer, Berlin, 2004), p. 425.
[20] R. Pastor-Satorras and A. Vespignani, *Evolution and Structure of the Internet: A Statistical Physics Approach* (Cambridge University Press, Cambridge, 2004).
[21] Note that while other topological properties may affect the performance of the algorithm they would do it through changes in the degree correlations.
[22] M. Leone, A. Vázquez, and M. Weigt (unpublished).
[23] L. Dall'Asta, I. Alvarez-Hamelin, A. Barrat, A. Vázquez, and A. Vespignani, e-print cond-mat/0406404.